

Altamont Creek Elementary School

**2022-2023 School Accountability Report Card
(Published During the 2023-2024 School Year)**

General Information about the School Accountability Report Card (SARC)

SARC Overview




About this School


2022-23 Student Enrollment by Grade Level

Grade Level	Number of Students
Kindergarten	
Grade 1	
Grade 2	
Grade 3	
Grade 4	
Grade 5	

Teachers Without Credentials and Misassignments (considered “ineffective” under ESSA)

Authorization/Assignment	2020-21	2021-22
Permits and Waivers		
Misassignments		
Vacant Positions		





School Facility Conditions and Planned Improvements

--	--	--	--	--

Overall Facility Rate

Exemplary	Good	Fair	Poor

B. Pupil Outcomes

State Priority: Pupil Achievement


Statewide Assessments

Smarter Balanced Summative Assessments and CAAs for ELA

Smarter Balanced Summative Assessments and CAAs for mathematics

California Science Test (CAST) and CAAs for Science

College and Career Ready



2022-23 Elementary Average Class Size and Class Size Distribution

	Average Class Size	Number of Classes with 1-20 Students	Number of Classes with 21-32 Students	Number of Classes with 33+ Students
K				

